

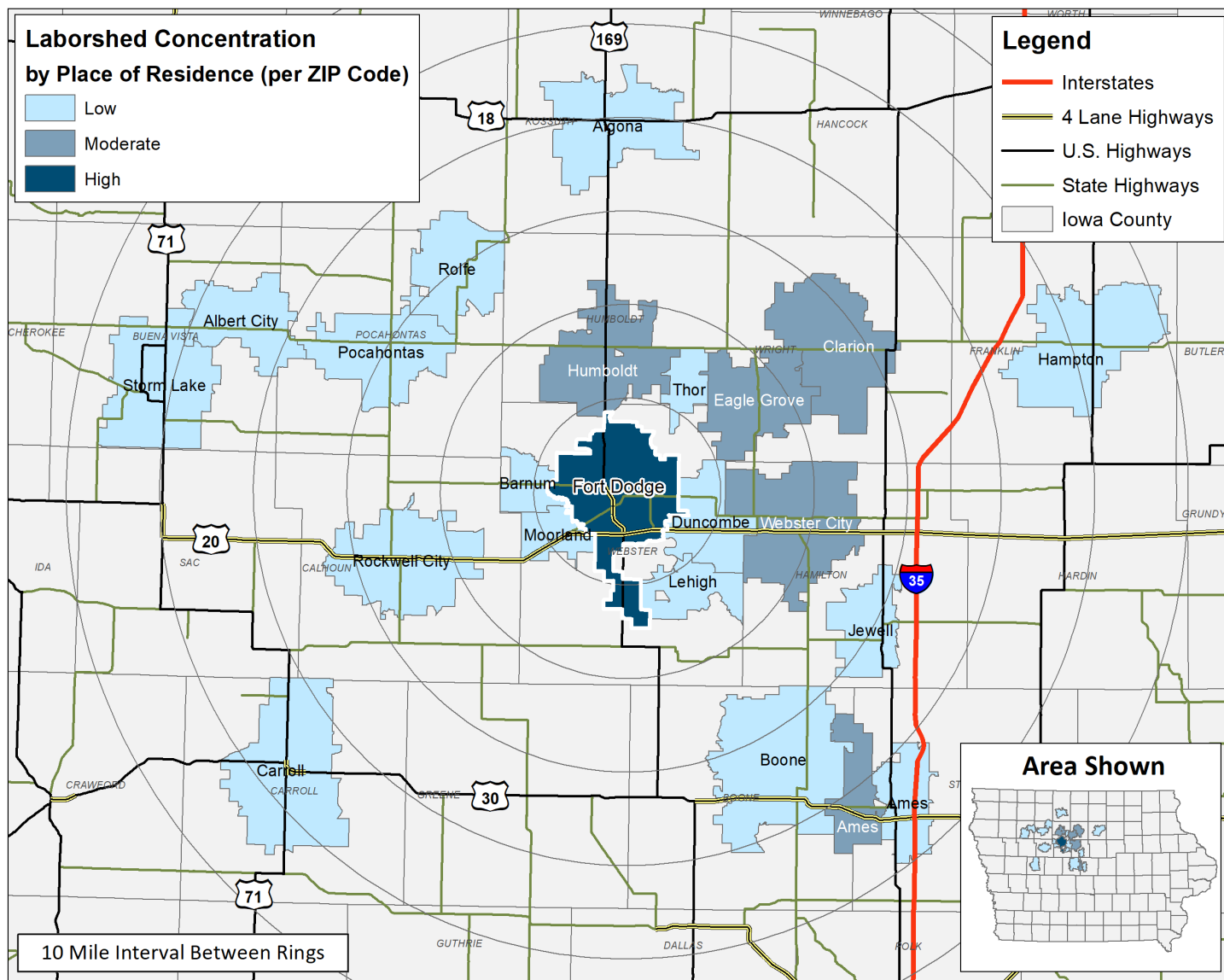
LABOR CHARACTERISTICS

HEALTHCARE



FORT DODGE, IA LABORSHED AREA

CONCENTRATION OF RESPONDENTS WITHIN THE LABORSHED AREA WITH TRANSFERABLE EXPERIENCE/SKILLS BY PLACE OF RESIDENCE



Workers who have transferable experience/skills in the industry are currently commuting an average of 11 miles one way for work. Those who are likely to change/accept employment are willing to commute an average of 18 miles one way for the right employment opportunity.

FOR MORE INFORMATION REGARDING THE FORT DODGE, IA, IA LABORSHED, CONTACT:

LABOR CHARACTERISTICS



HEALTHCARE

ESTIMATED AVAILABLE LABOR PER OCCUPATIONAL CATEGORY:

- Administrative Services Managers - 383
- Audiologists - 391
- Child, Family, and School Social Workers - 381
- Childcare Workers - 1,924
- Combined Food Preparation and Serving Workers - 1,155
- Counselors, All Other - 1,153
- Dental Assistants - 373
- File Clerks - 397
- Janitors and Cleaners - 2,693
- Laundry and Dry-Cleaning Workers - 399
- Licensed Practical and Licensed Vocational Nurses - 395
- Maids and Housekeeping Cleaners - 1,539
- Maintenance and Repair Workers, General - 1,151
- Medical and Clinical Laboratory Technicians - 771
- Medical and Clinical Laboratory Technologists - 377
- Medical and Health Services Managers - 769
- Nursing Assistants - 1,541
- Ophthalmic Medical Technicians - 375
- Pharmacy Technicians - 767
- Phlebotomists - 773
- Physicians and Surgeons, All Other - 379
- Receptionists and Information Clerks - 371
- Registered Nurses - 3,848
- Social and Community Service Managers - 387
- Social Workers, All Other - 1,537
- Surgeons - 389
- Veterinary Technologists and Technicians - 393

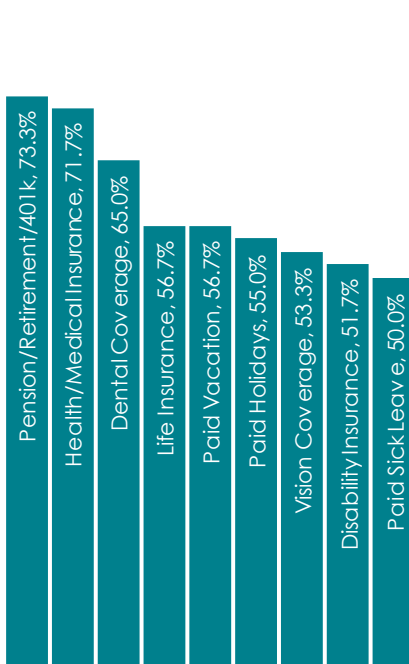
AN ESTIMATED TOTAL OF **25,011** PEOPLE IN THE LABORSHED AREA

UNDEREMPLOYMENT (ESTIMATED):

- Low hours - 3.1% (22)
- Low income - 0.0%
- Mismatch of skills - 3.1% (22)
- Total - 6.2% (45)

(Individuals counted only once when estimating Total Underemployment.)

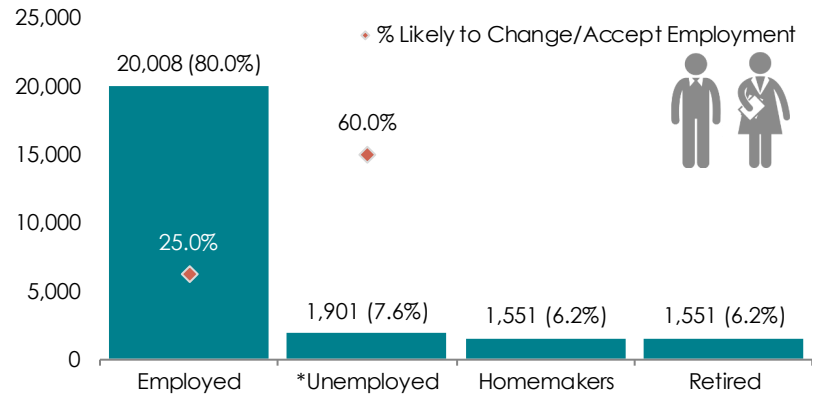
CURRENT BENEFITS:



DESIRED BENEFITS:



ESTIMATED TOTAL BY EMPLOYMENT STATUS (PERCENTAGE):



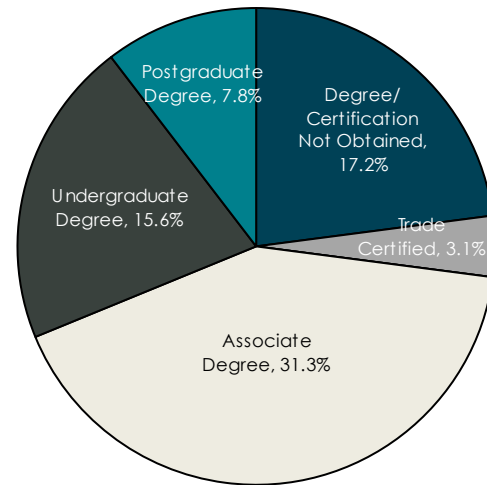
**Employment status is self-identified by the survey respondent. The unemployment percentage does not reflect the unemployment rate published by the U.S. Bureau of Labor Statistics, which applies a stricter definition.*

EMPLOYMENT STATS:

- 75.0% paid an hourly wage
- 72.3% are/were employed full-time
- 27.7% are/were employed part-time
- 10.9% are/were self-employed
- 21.2% hold two or more jobs
- Currently working an average of 39 hours/week

EDUCATIONAL LEVEL:

(75.0% HAVE AN EDUCATION BEYOND HIGH SCHOOL)



TOP JOB SEARCH RESOURCES:

(For those seeking employment opportunities, by use.)

- Internet - 70.3%
 - www.indeed.com
 - www.iowajobs.org
- Networking through friends, family or acquaintances - 26.6%
- Newspapers - 25.0%
 - *The Messenger* - Fort Dodge
- IowaWORKS Centers - 23.4%



WORKPLACE FLEXIBILITY:

(by percent of interest)

- Job teams - 65.0%
- Cross-training - 63.2%
- Varied shifts - 42.1%
- Job sharing - 40.0%
- Temporary work - 55.0%
- Seasonal work - 40.0%



LABOR CHARACTERISTICS

HEALTHCARE

OCCUPATION	OCCUPATIONAL CODE	MEAN WAGE	ENTRY WAGE	EXPERIENCED WAGE	MEDIAN WAGE	MEAN ANNUAL SALARY
Ambulance Drivers and Attendants, Except Emergency Medical Technicians	53-3011	\$12.14	\$10.68	\$12.87	\$11.33	\$25,259
Child, Family, and School Social Workers	21-1021	\$20.47	\$13.13	\$24.13	\$18.13	\$42,568
Chiropractors	29-1011	\$31.24	\$14.46	\$39.64	\$29.61	\$64,989
Community Health Workers	21-1094	\$15.83	\$12.11	\$17.69	\$17.14	\$32,921
Dental Assistants	31-9091	\$19.80	\$15.72	\$21.85	\$19.75	\$41,194
Dental Hygienists	29-2021	\$32.29	\$26.03	\$35.42	\$32.60	\$67,171
Dentists, General	29-1021	\$96.51	\$43.19	\$123.17	\$91.37	\$200,740
Diagnostic Medical Sonographers	29-2032	\$31.36	\$25.20	\$34.43	\$31.23	\$65,218
Dietitians and Nutritionists	29-1031	\$21.75	\$11.37	\$26.94	\$22.11	\$45,243
Emergency Medical Technicians and Paramedics	29-2041	\$16.99	\$11.51	\$19.73	\$16.90	\$35,337
Family and General Practitioners	29-1062	\$128.44	N.A.	N.A.	N.A.	\$267,161
Health Technologists and Technicians, All Other	29-2099	\$19.74	\$14.26	\$22.48	\$18.94	\$41,055
Healthcare Practitioners and Technical Workers, All Other	29-9099	\$20.79	\$13.95	\$24.20	\$20.11	\$43,235
Healthcare Social Workers	21-1022	\$23.50	\$16.62	\$26.94	\$24.86	\$48,879
Healthcare Support Workers, All Other	31-9099	\$17.16	\$13.76	\$18.87	\$16.55	\$35,700
Home Health Aides	31-1011	\$12.99	\$10.54	\$14.22	\$12.77	\$27,022
Licensed Practical and Licensed Vocational Nurses	29-2061	\$19.59	\$16.49	\$21.14	\$19.35	\$40,743
Maids and Housekeeping Cleaners	37-2012	\$11.03	\$9.00	\$12.05	\$10.80	\$22,946
Medical and Health Services Managers	11-9111	\$40.83	\$24.49	\$49.00	\$36.54	\$84,931
Medical Assistants	31-9092	\$16.19	\$13.26	\$17.66	\$16.00	\$33,680
Medical Equipment Preparers	31-9093	\$15.52	\$12.57	\$17.00	\$15.77	\$32,290
Medical Records and Health Information Technicians	29-2071	\$18.49	\$13.49	\$20.99	\$17.22	\$38,458
Medical Secretaries	43-6013	\$16.01	\$12.89	\$17.57	\$15.49	\$33,300
Medical Transcriptionists	31-9094	\$18.13	\$16.38	\$19.00	\$17.88	\$37,702
Mental Health and Substance Abuse Social Workers	21-1023	\$21.84	\$14.51	\$25.50	\$18.66	\$45,420
Nuclear Medicine Technologists	29-2033	\$29.19	\$20.95	\$33.32	\$28.63	\$60,723
Nurse Anesthetists	29-1151	\$91.87	\$70.27	\$102.67	\$89.86	\$191,090
Nurse Practitioners	29-1171	\$50.94	\$40.89	\$55.97	\$50.10	\$105,960
Nursing Assistants	31-1014	\$13.31	\$10.98	\$14.47	\$13.20	\$27,681
Occupational Health and Safety Specialists	29-9011	\$36.84	\$23.45	\$43.54	\$31.10	\$76,630
Occupational Health and Safety Technicians	29-9012	\$26.42	\$17.82	\$30.73	\$27.39	\$54,958
Occupational Therapists	29-1122	\$37.72	\$33.55	\$39.80	\$36.43	\$78,456
Occupational Therapy Assistants	31-2011	\$24.23	\$19.66	\$26.52	\$23.51	\$50,405
Opticians, Dispensing	29-2081	\$16.09	\$13.03	\$17.62	\$14.85	\$33,464
Optometrists	29-1041	\$53.96	\$33.73	\$64.07	\$49.34	\$112,229
Pharmacists	29-1051	\$53.82	\$43.80	\$58.83	\$56.57	\$111,942
Pharmacy Technicians	29-2052	\$14.67	\$11.48	\$16.27	\$14.58	\$30,524
Phlebotomists	31-9097	\$13.89	\$12.31	\$14.68	\$13.83	\$28,894
Physical Therapist Aides	31-2022	\$18.06	\$13.35	\$20.42	\$17.61	\$37,569
Physical Therapist Assistants	31-2021	\$21.44	\$16.88	\$23.71	\$21.50	\$44,587
Physical Therapists	29-1123	\$51.83	\$31.23	\$62.13	\$41.76	\$107,809
Physician Assistants	29-1071	\$53.23	\$42.52	\$58.59	\$49.57	\$110,728
Physicians and Surgeons, All Other	29-1069	\$105.03	\$67.87	\$123.61	\$97.52	\$218,461
Radiologic Technologists and Technicians	29-2034	\$25.13	\$19.81	\$27.79	\$24.07	\$52,274
Recreational Therapists	29-1125	\$26.44	\$17.31	\$31.01	\$26.46	\$55,001
Registered Nurses	29-1141	\$26.32	\$20.80	\$29.09	\$25.73	\$54,755
Respiratory Therapists	29-1126	\$25.95	\$21.22	\$28.32	\$26.08	\$53,984
Security Guards	33-9032	\$11.95	\$8.38	\$13.73	\$10.65	\$24,854
Speech-Language Pathologists	29-1127	\$33.09	\$26.31	\$36.49	\$32.45	\$68,837
Surgical Technologists	29-2055	\$17.91	\$15.80	\$18.97	\$17.72	\$37,257
Veterinarians	29-1131	\$40.27	\$29.97	\$45.42	\$38.96	\$83,766
Veterinary Assistants and Laboratory Animal Caretakers	31-9096	\$13.97	\$9.43	\$16.24	\$13.68	\$29,049
Veterinary Technologists and Technicians	29-2056	\$19.32	\$13.25	\$22.35	\$18.21	\$40,179

The 2018 Iowa Wage data for the Fort Dodge, IA Laborshed area was produced by the Labor Force & Occupational Analysis Bureau to provide communities local information on wages by occupation. The source of the wage and employment data is based on the May 2017 OES estimates. Additional occupational wage and employment data can be found at www.iowalmi.gov/laborshed.