

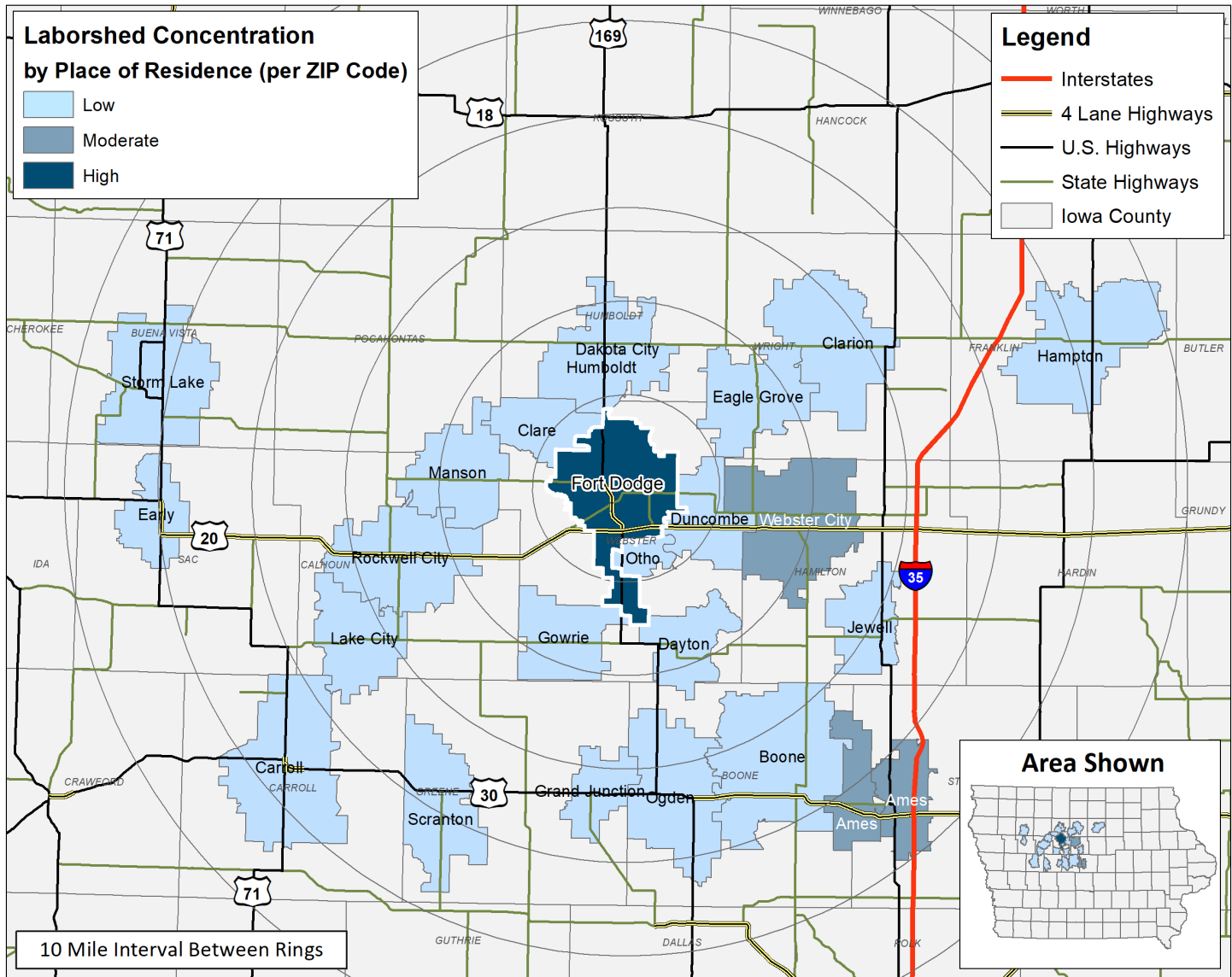
LABOR CHARACTERISTICS

EDUCATION



FORT DODGE, IA LABORSHED AREA

CONCENTRATION OF RESPONDENTS WITHIN THE LABORSHED AREA WITH TRANSFERABLE EXPERIENCE/SKILLS BY PLACE OF RESIDENCE



Workers who have transferable experience/skills in the industry are currently commuting an average of 8 miles one way for work. Those who are likely to change/accept employment are willing to commute an average of 26 miles one way for the right employment opportunity.

FOR MORE INFORMATION REGARDING THE FORT DODGE, IA, IA LABORSHED, CONTACT:

LABOR CHARACTERISTICS



EDUCATION

ESTIMATED AVAILABLE LABOR PER OCCUPATIONAL CATEGORY:

- Administrative Services Managers - 381
- Bus Drivers, School or Special Client - 391
- Child, Family, and School Social Workers - 387
- Childcare Workers - 1,926
- Combined Food Preparation and Serving Workers - 1,152
- Education Administrators, All Other - 383
- Education Administrators, Elementary and Secondary School - 389
- Janitors and Cleaners - 2,697
- Maintenance and Repair Workers, General - 1,157
- Office Clerks, General - 2,316
- Postsecondary Teachers, All Other - 2,695
- Receptionists and Information Clerks - 379
- Registered Nurses - 3,852
- Supervisors of Food Preparation and Serving Workers - 770
- Supervisors of Office and Administrative Support Workers - 2,699
- Teacher Assistants - 2,309
- Teachers and Instructors, All Other - 8,474

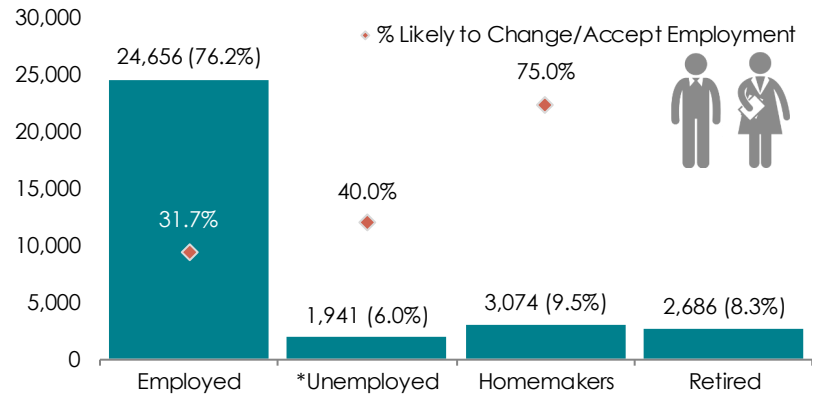
AN ESTIMATED TOTAL OF **32,357** PEOPLE IN THE LABORSHED AREA

UNDEREMPLOYMENT (ESTIMATED):

- Low hours - 3.6% (34)
- Mismatch of skills - 6.0% (56)
- Low income - 0.0%
- Total - 9.5% (89)

(Individuals counted only once when estimating Total Underemployment.)

ESTIMATED TOTAL BY EMPLOYMENT STATUS (PERCENTAGE):



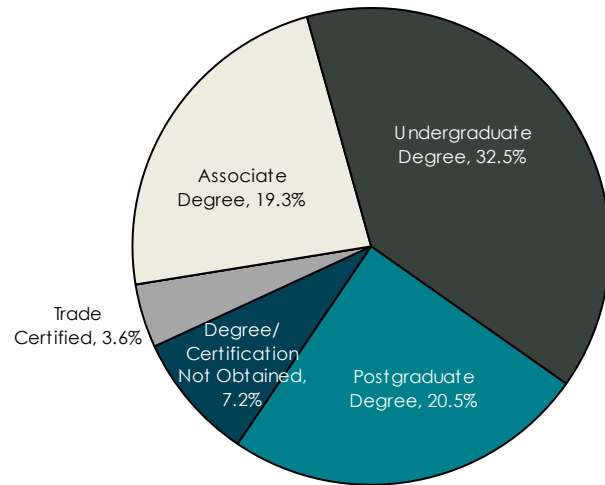
**Employment status is self-identified by the survey respondent. The unemployment percentage does not reflect the unemployment rate published by the U.S. Bureau of Labor Statistics, which applies a stricter definition.*

EMPLOYMENT STATS:

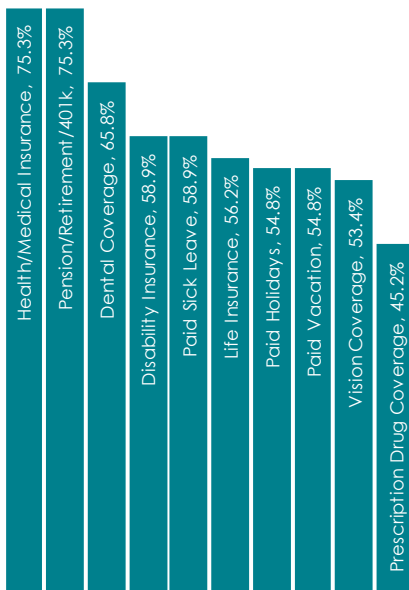
- 51.2% paid an hourly wage
- 75.0% are/were employed full-time
- 25.0% are/were employed part-time
- 8.4% are/were self-employed
- 23.4% hold two or more jobs
- Currently working an average of 41 hours/week

EDUCATIONAL LEVEL:

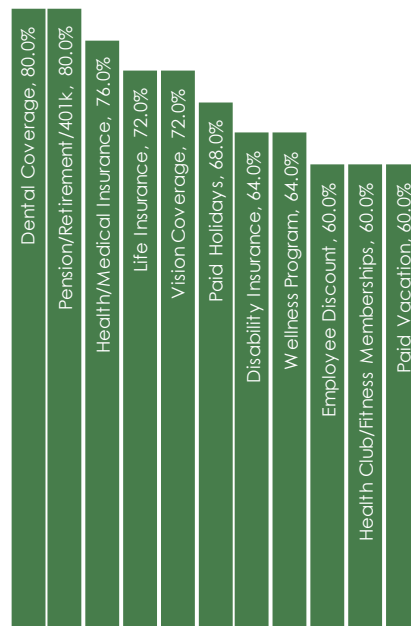
(83.1% HAVE AN EDUCATION BEYOND HIGH SCHOOL)



CURRENT BENEFITS:



DESIRED BENEFITS:



TOP JOB SEARCH RESOURCES:

(For those seeking employment opportunities, by use.)

- Internet - 77.8%
 - www.indeed.com
- Networking through friends, family or acquaintances - 35.8%
- IowaWORKS Centers - 22.2%
- Newspapers - 16.0%
 - *The Messenger-Fort Dodge*



WORKPLACE FLEXIBILITY:

(by percent of interest)

- Job teams - 78.6%
- Cross-training - 63.0%
- Varied shifts - 44.4%
- Job sharing - 39.3%
- Temporary work - 67.9%
- Seasonal work - 57.1%



LABOR CHARACTERISTICS



OCCUPATION	OCCUPATIONAL CODE	MEAN WAGE	ENTRY WAGE	EXPERIENCED WAGE	MEDIAN WAGE	MEAN ANNUAL SALARY
Art, Drama, and Music Teachers, Postsecondary	25-1121	\$66,198.00	\$45,175.00	\$76,709.00	\$59,846.00	\$66,198
Biological Science Teachers, Postsecondary	25-1042	\$107,396.00	\$66,278.00	\$127,956.00	\$105,219.00	\$107,396
Bus Drivers, School or Special Client	53-3022	\$17.27	\$8.38	\$21.72	\$16.33	\$35,920
Business Teachers, Postsecondary	25-1011	\$134,040.00	\$81,122.00	\$160,500.00	\$137,805.00	\$134,040
Career/Technical Education Teachers, Secondary School	25-2032	\$53,370.00	\$33,767.00	\$63,172.00	\$54,845.00	\$53,370
Childcare Workers	39-9011	\$9.02	\$8.35	\$9.35	\$8.82	\$18,752
Coaches and Scouts	27-2022	\$27,677.00	\$17,162.00	\$32,934.00	\$20,521.00	\$27,677
Communications Teachers, Postsecondary	25-1122	\$87,889.00	\$51,957.00	\$105,855.00	\$80,350.00	\$87,889
Computer Science Teachers, Postsecondary	25-1021	\$105,571.00	\$74,957.00	\$120,879.00	\$104,020.00	\$105,571
Criminal Justice and Law Enforcement Teachers, Postsecondary	25-1111	\$69,235.00	\$38,613.00	\$84,546.00	\$58,941.00	\$69,235
Economics Teachers, Postsecondary	25-1063	\$129,961.00	\$88,793.00	\$150,545.00	\$121,579.00	\$129,961
Education Administrators, All Other	11-9039	\$49.77	\$30.06	\$59.62	\$47.63	\$103,512
Education Administrators, Elementary and Secondary School	11-9032	\$93,610.00	\$79,352.00	\$100,739.00	\$94,764.00	\$93,610
Education Administrators, Postsecondary	11-9033	\$59.46	\$37.08	\$70.65	\$50.66	\$123,671
Education Administrators, Preschool and Childcare Center/Program	11-9031	\$17.90	\$11.43	\$21.14	\$16.88	\$37,239
Education Teachers, Postsecondary	25-1081	\$76,511.00	\$43,569.00	\$92,983.00	\$76,877.00	\$76,511
Education, Training, and Library Workers, All Other	25-9099	\$23.06	\$20.18	\$24.51	\$22.84	\$47,973
Educational, Guidance, School, and Vocational Counselors	21-1012	\$24.25	\$17.57	\$27.59	\$24.16	\$50,437
Elementary School Teachers, Except Special Education	25-2021	\$52,447.00	\$37,419.00	\$59,961.00	\$52,860.00	\$52,447
English Language and Literature Teachers, Postsecondary	25-1123	\$61,638.00	\$45,029.00	\$69,942.00	\$54,493.00	\$61,638
Environmental Science Teachers, Postsecondary	25-1053	\$83,161.00	\$58,435.00	\$95,524.00	\$78,569.00	\$83,161
Health Specialties Teachers, Postsecondary	25-1071	\$100,204.00	\$40,173.00	\$130,219.00	\$109,019.00	\$100,204
History Teachers, Postsecondary	25-1125	\$75,033.00	\$55,282.00	\$84,909.00	\$72,313.00	\$75,033
Instructional Coordinators	25-9031	\$32.45	\$25.51	\$35.92	\$32.66	\$67,499
Librarians	25-4021	\$19.15	\$12.15	\$22.65	\$18.42	\$39,832
Library Assistants, Clerical	43-4121	\$12.87	\$8.88	\$14.87	\$10.73	\$26,770
Library Technicians	25-4031	\$12.04	\$9.23	\$13.44	\$11.20	\$25,037
Mathematical Science Teachers, Postsecondary	25-1022	\$99,932.00	\$63,801.00	\$117,998.00	\$97,626.00	\$99,932
Middle School Teachers, Except Special and Career/Technical Education	25-2022	\$57,281.00	\$42,623.00	\$64,610.00	\$56,498.00	\$57,281
Philosophy and Religion Teachers, Postsecondary	25-1126	\$74,475.00	\$56,632.00	\$83,397.00	\$66,074.00	\$74,475
Political Science Teachers, Postsecondary	25-1065	\$76,818.00	\$52,072.00	\$89,190.00	\$71,891.00	\$76,818
Postsecondary Teachers, All Other	25-1199	\$77,684.00	\$18,004.00	\$107,524.00	\$106,563.00	\$77,684
Preschool Teachers, Except Special Education	25-2011	\$12.17	\$8.41	\$14.05	\$10.91	\$25,316
Psychology Teachers, Postsecondary	25-1066	\$90,119.00	\$64,385.00	\$102,986.00	\$79,301.00	\$90,119
Recreation and Fitness Studies Teachers, Postsecondary	25-1193	\$69,565.00	\$43,816.00	\$82,439.00	\$64,460.00	\$69,565
Registered Nurses	29-1141	\$26.32	\$20.80	\$29.09	\$25.73	\$54,755
Secondary School Teachers, Except Special and Career/Technical Ed	25-2031	\$53,470.00	\$39,450.00	\$60,481.00	\$54,031.00	\$53,470
Secretaries and Administrative Assistants, Except Legal, Medical, and	43-6014	\$15.57	\$9.67	\$18.51	\$15.15	\$32,381
Sociology Teachers, Postsecondary	25-1067	\$90,716.00	\$61,845.00	\$105,152.00	\$82,685.00	\$90,716
Special Education Teachers, Secondary School	25-2054	\$60,603.00	\$51,248.00	\$65,281.00	\$58,495.00	\$60,603
Teacher Assistants	25-9041	\$22,666.00	\$17,258.00	\$25,371.00	\$21,999.00	\$22,666
Teachers and Instructors, All Other, Except Substitute Teachers	25-3099	\$41,193.00	\$17,610.00	\$52,985.00	\$34,441.00	\$41,193
Vocational Education Teachers, Postsecondary	25-1194	\$33.21	\$12.51	\$43.56	\$23.44	\$69,081

The 2018 Iowa Wage data for the Fort Dodge, IA Laborshed area was produced by the Labor Force & Occupational Analysis Bureau to provide communities local information on wages by occupation. The source of the wage and employment data is based on the May 2017 OES estimates. Additional occupational wage and employment data can be found at www.iowalmi.gov/laborshed.