

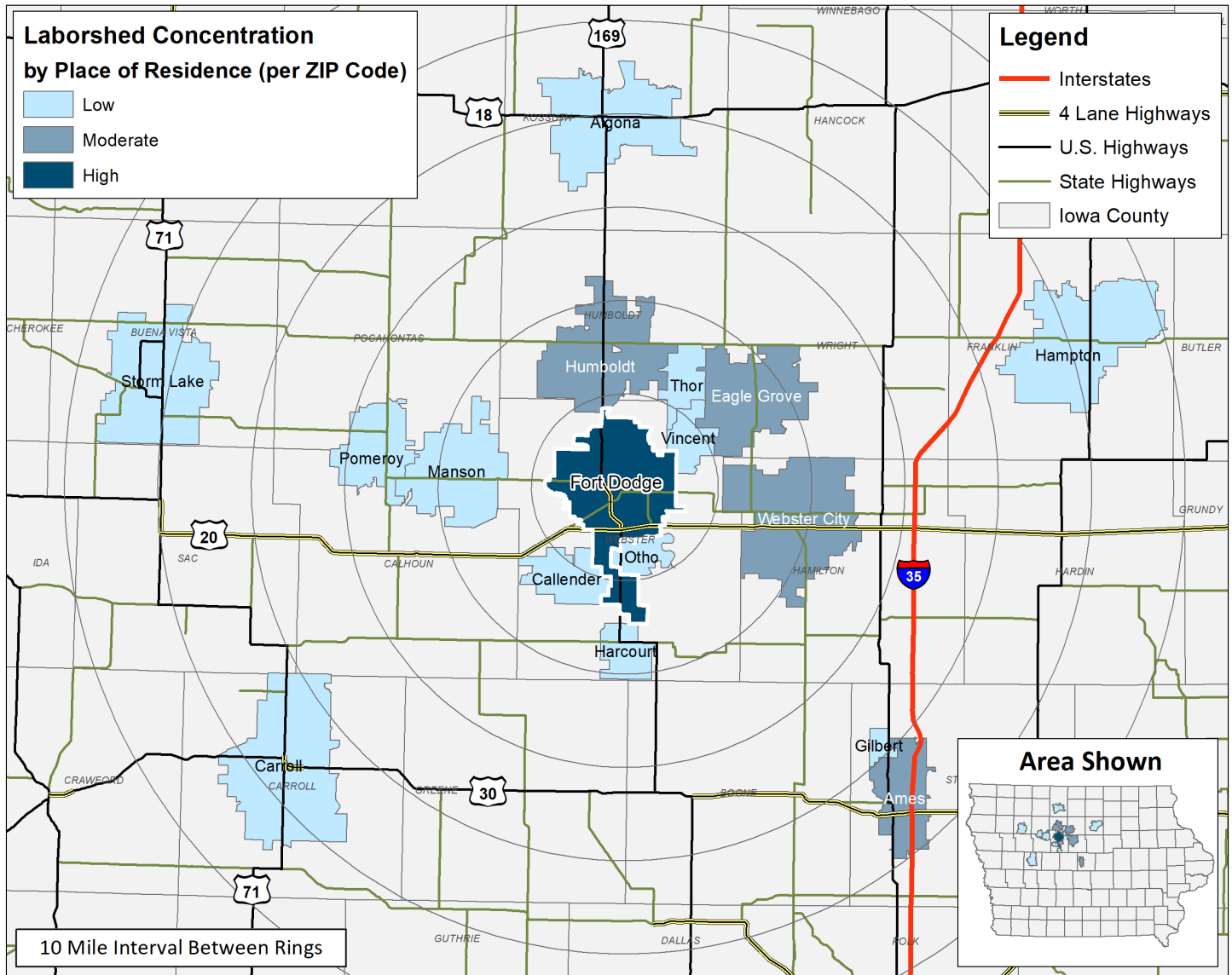
LABOR CHARACTERISTICS

CONSTRUCTION



FORT DODGE, IA LABORSHED AREA

CONCENTRATION OF RESPONDENTS WITHIN THE LABORSHED AREA WITH TRANSFERABLE EXPERIENCE/SKILLS BY PLACE OF RESIDENCE



Workers who have transferable experience/skills in the industry are currently commuting an average of 13 miles one way for work. Those who are likely to change/accept employment are willing to commute an average of 22 miles one way for the right employment opportunity.

FOR MORE INFORMATION REGARDING THE FORT DODGE, IA, IA LABORSHED, CONTACT:

LABOR CHARACTERISTICS



CONSTRUCTION

ESTIMATED AVAILABLE LABOR PER OCCUPATIONAL CATEGORY:

- Cement Masons and Concrete Finishers - 394
- Construction Managers - 375
- Electrical and Electronics Repairers - 388
- Electricians - 378
- Heavy and Tractor-Trailer Truck Drivers - 2,709
- Helpers, Construction Trades, All Other - 395
- Industrial Truck and Tractor Operators - 389
- Installation, Maintenance, and Repair Workers - 1,935
- Landscaping and Groundskeeping Workers - 392
- Operating Engineers and Other Construction Equipment Operators - 1,545
- Plumbers, Pipefitters, and Steamfitters - 1,155
- Supervisors of Construction Trades and Extraction Workers - 3,483
- Supervisors of Mechanics, Installers, and Repairers - 1,551
- Supervisors of Production and Operating Workers - 1,167

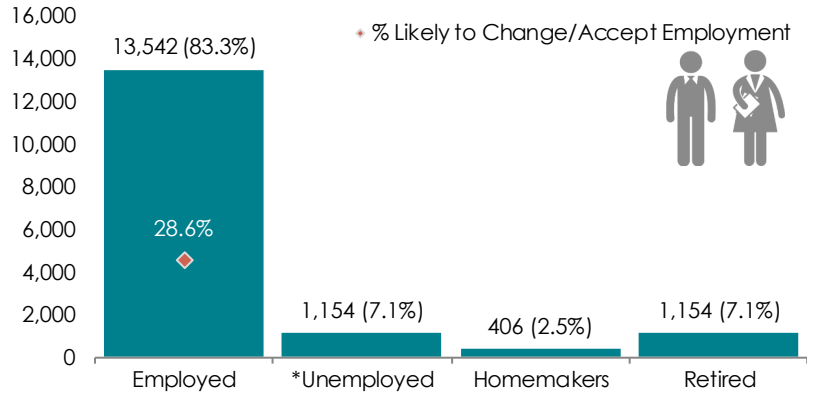
AN ESTIMATED TOTAL OF **16,256** PEOPLE IN THE LABORSHED AREA

UNDEREMPLOYMENT (ESTIMATED):

- Low hours - 0.0%
- Low income - 0.0%
- Mismatch of skills - 2.4% (11)
- Total - 2.4% (11)

(Individuals counted only once when estimating Total Underemployment.)

ESTIMATED TOTAL BY EMPLOYMENT STATUS (PERCENTAGE):



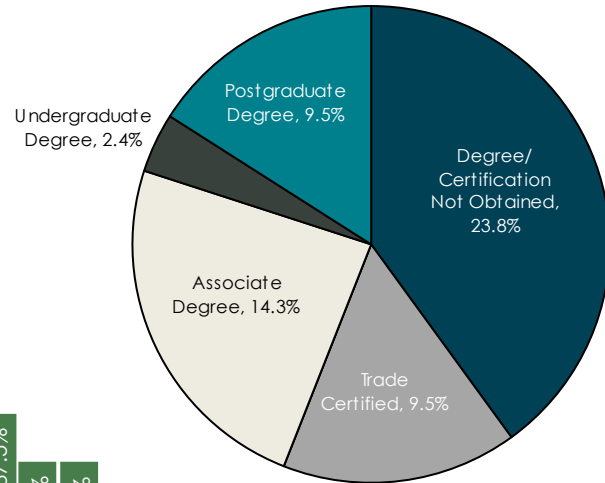
**Employment status is self-identified by the survey respondent. The unemployment percentage does not reflect the unemployment rate published by the U.S. Bureau of Labor Statistics, which applies a stricter definition.*

EMPLOYMENT STATS:

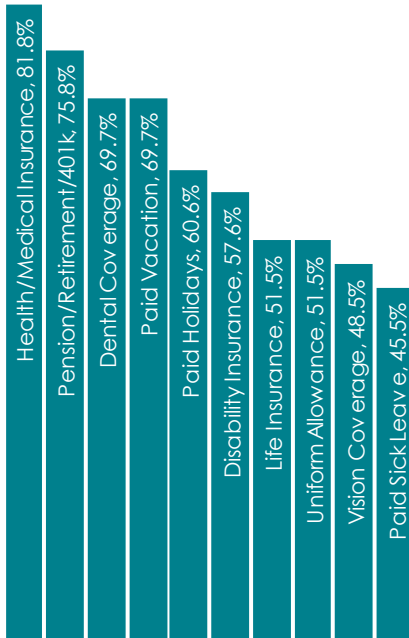
- 64.3% paid an hourly wage
- 92.9% are/were employed full-time
- 7.1% are/were employed part-time
- 33.3% are/were self-employed
- 20.0% hold two or more jobs
- Currently working an average of 49 hours/week

EDUCATIONAL LEVEL:

(59.5% HAVE AN EDUCATION BEYOND HIGH SCHOOL)



CURRENT BENEFITS:



DESIRED BENEFITS:



TOP JOB SEARCH RESOURCES:

(For those seeking employment opportunities, by use.)

- Internet - 61.5%
 - www.indeed.com
 - www.monster.com
 - www.facebook.com
- Networking through friends, family or acquaintances - 35.9%
- IowaWORKS Centers - 17.9%
- Newspapers - 7.7%



WORKPLACE FLEXIBILITY:

(by percent of interest)

- Job teams - 81.3%
- Cross-training - 62.5%
- Varied shifts - 43.8%
- Job sharing - 37.5%
- Seasonal work - 50.0%
- Temporary work - 50.0%



LABOR CHARACTERISTICS



CONSTRUCTION

| OCCUPATION | OCCUPATIONAL CODE | MEAN WAGE | ENTRY WAGE | EXPERIENCED WAGE | MEDIAN WAGE | MEAN ANNUAL SALARY |
|---|-------------------|-----------|------------|------------------|-------------|--------------------|
| Assemblers and fabricators, all other, including team assemblers | 51-2099 | \$15.20 | \$11.74 | \$16.94 | \$15.14 | \$31,620 |
| Brickmasons and Blockmasons | 47-2021 | \$27.26 | \$21.53 | \$30.13 | \$27.40 | \$56,705 |
| Bus and Truck Mechanics and Diesel Engine Specialists | 49-3031 | \$18.85 | \$12.46 | \$22.04 | \$18.18 | \$39,205 |
| Carpenters | 47-2031 | \$18.93 | \$14.00 | \$21.39 | \$18.24 | \$39,366 |
| Cement Masons and Concrete Finishers | 47-2051 | \$17.94 | \$13.83 | \$19.99 | \$17.31 | \$37,309 |
| Civil Engineering Technicians | 17-3022 | \$31.01 | \$23.02 | \$35.00 | \$32.91 | \$64,498 |
| Civil Engineers | 17-2051 | \$40.60 | \$27.09 | \$47.36 | \$41.13 | \$84,452 |
| Construction and Building Inspectors | 47-4011 | \$30.70 | \$23.38 | \$34.36 | \$31.42 | \$63,851 |
| Construction Laborers | 47-2061 | \$18.39 | \$12.27 | \$21.46 | \$17.22 | \$38,260 |
| Construction Managers | 11-9021 | \$42.89 | \$27.07 | \$50.80 | \$36.93 | \$89,211 |
| Cost Estimators | 13-1051 | \$30.17 | \$20.00 | \$35.26 | \$28.36 | \$62,758 |
| Electrical and Electronics Engineering Technicians | 17-3023 | \$27.55 | \$20.32 | \$31.17 | \$27.20 | \$57,314 |
| Electrical Engineers | 17-2071 | \$39.08 | \$24.84 | \$46.20 | \$39.75 | \$81,287 |
| Electricians | 47-2111 | \$23.46 | \$15.06 | \$27.67 | \$22.84 | \$48,802 |
| First-Line Supervisors of Construction Trades and Extraction Work | 47-1011 | \$27.28 | \$19.33 | \$31.25 | \$26.69 | \$56,739 |
| Heating, Air Conditioning, and Refrigeration Mechanics and Installers | 49-9021 | \$23.05 | \$15.65 | \$26.75 | \$22.72 | \$47,941 |
| Heavy and Tractor-Trailer Truck Drivers | 53-3032 | \$19.06 | \$13.48 | \$21.86 | \$18.11 | \$39,652 |
| Helpers, Construction Trades, All Other | 47-3019 | \$12.23 | \$10.25 | \$13.22 | \$11.47 | \$25,440 |
| Helpers--Electricians | 47-3013 | \$15.62 | \$13.47 | \$16.70 | \$15.96 | \$32,488 |
| Highway Maintenance Workers | 47-4051 | \$20.90 | \$15.86 | \$23.41 | \$21.58 | \$43,465 |
| Industrial Truck and Tractor Operators | 53-7051 | \$16.69 | \$13.23 | \$18.43 | \$16.31 | \$34,724 |
| Information and Record Clerks, All Other | 43-4199 | \$18.09 | \$11.50 | \$21.39 | \$18.57 | \$37,636 |
| Installation, Maintenance, and Repair Workers, All Other | 49-9099 | \$19.99 | \$14.28 | \$22.84 | \$20.72 | \$41,575 |
| Insulation Workers, Mechanical | 47-2132 | \$17.38 | \$11.33 | \$20.40 | \$17.10 | \$36,146 |
| Laborers and Freight, Stock, and Material Movers, Hand | 53-7062 | \$15.07 | \$10.53 | \$17.34 | \$14.45 | \$31,347 |
| Maintenance and Repair Workers, General | 49-9071 | \$19.25 | \$12.92 | \$22.42 | \$18.95 | \$40,040 |
| Maintenance Workers, Machinery | 49-9043 | \$20.58 | \$15.73 | \$23.00 | \$19.41 | \$42,801 |
| Managers, All Other | 11-9199 | \$39.93 | \$19.59 | \$50.10 | \$37.04 | \$83,046 |
| Millwrights | 49-9044 | \$23.44 | \$15.79 | \$27.26 | \$23.72 | \$48,756 |
| Mobile Heavy Equipment Mechanics, Except Engines | 49-3042 | \$23.97 | \$17.75 | \$27.08 | \$22.88 | \$49,857 |
| Operating Engineers and Other Construction Equipment Operators | 47-2073 | \$20.48 | \$16.18 | \$22.62 | \$19.53 | \$42,589 |
| Painters, Construction and Maintenance | 47-2141 | \$15.92 | \$12.23 | \$17.77 | \$14.84 | \$33,119 |
| Pipelayers | 47-2151 | \$24.76 | \$14.98 | \$29.65 | \$24.89 | \$51,503 |
| Plumbers, Pipefitters, and Steamfitters | 47-2152 | \$23.13 | \$15.36 | \$27.02 | \$23.15 | \$48,110 |
| Roofers | 47-2181 | \$14.83 | \$10.95 | \$16.77 | \$14.98 | \$30,843 |
| Septic Tank Servicers and Sewer Pipe Cleaners | 47-4071 | \$17.27 | \$13.50 | \$19.16 | \$16.56 | \$35,927 |
| Sheet Metal Workers | 47-2211 | \$19.96 | \$12.23 | \$23.83 | \$18.15 | \$41,523 |
| Structural Iron and Steel Workers | 47-2221 | \$16.49 | \$12.43 | \$18.52 | \$16.11 | \$34,299 |
| Telecommunications Line Installers and Repairers | 49-9052 | \$29.01 | \$20.99 | \$33.03 | \$30.13 | \$60,349 |
| Tool and Die Makers | 51-4111 | \$21.19 | \$16.80 | \$23.38 | \$21.32 | \$44,065 |

The 2018 Iowa Wage data for the Fort Dodge, IA Laborshed area was produced by the Labor Force & Occupational Analysis Bureau to provide communities local information on wages by occupation. The source of the wage and employment data is based on the May 2017 OES estimates. Additional occupational wage and employment data can be found at www.iowalmi.gov/laborshed.