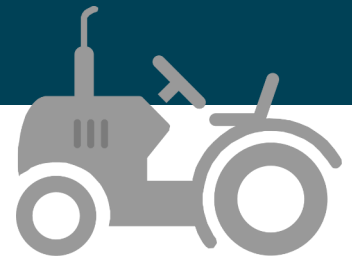


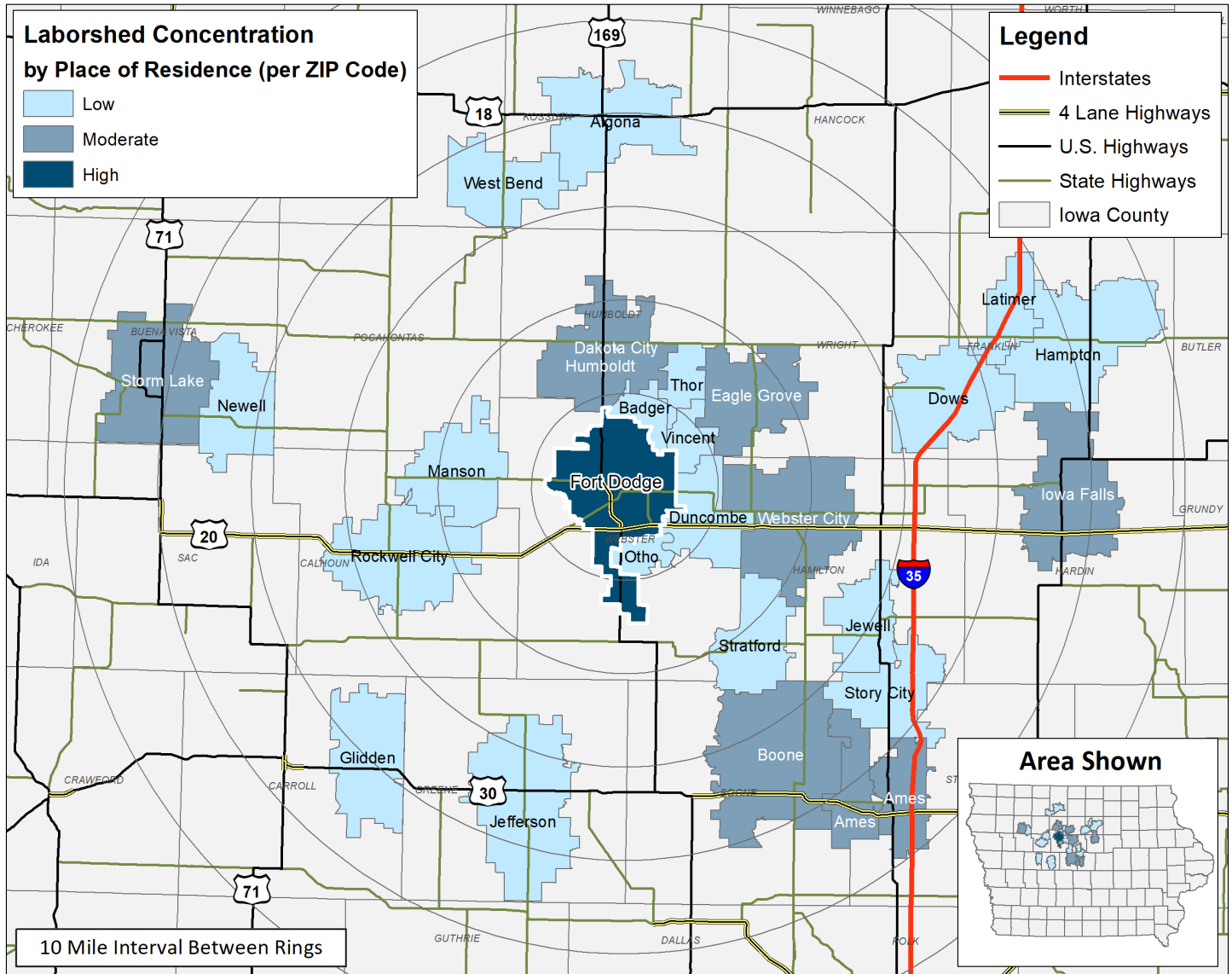
LABOR CHARACTERISTICS

AGRICULTURE



FORT DODGE, IA LABORSHED AREA

CONCENTRATION OF RESPONDENTS WITHIN THE LABORSHED AREA
WITH TRANSFERABLE EXPERIENCE/SKILLS BY PLACE OF RESIDENCE



Workers who have transferable experience/skills in the industry are currently commuting an average of 11 miles one way for work. Those who are likely to change/accept employment are willing to commute an average of 29 miles one way for the right employment opportunity.

FOR MORE INFORMATION REGARDING THE FORT DODGE, IA, IA LABORSHED, CONTACT:

LABOR CHARACTERISTICS



AGRICULTURE

ESTIMATED AVAILABLE LABOR PER OCCUPATIONAL CATEGORY:

- Agricultural Workers, All Other - 772
- Bookkeeping, Accounting, and Auditing Clerks - 2,318
- Chief Executives - 770
- Farmers, Ranchers, and Other Agricultural Managers - 3,482
- General and Operations Managers - 778
- Heavy and Tractor-Trailer Truck Drivers - 2,706
- Industrial Production Managers - 380
- Industrial Truck and Tractor Operators - 389
- Installation, Maintenance, and Repair Workers, All Other - 1,934
- Laborers and Freight, Stock, and Material Movers, Hand - 2,324
- Landscaping and Groundskeeping Workers - 391
- Light Truck or Delivery Services Drivers - 776
- Maintenance and Repair Workers, General - 1,160
- Management Analysts - 1,158
- Managers, All Other - 5,803
- Production Workers, All Other - 2,708
- Sales Representatives - 1,164
- Supervisors of Farming and Forestry Workers - 385
- Supervisors of Landscaping and Groundskeeping Workers - 390
- Supervisors of Production and Operating Workers - 1,162

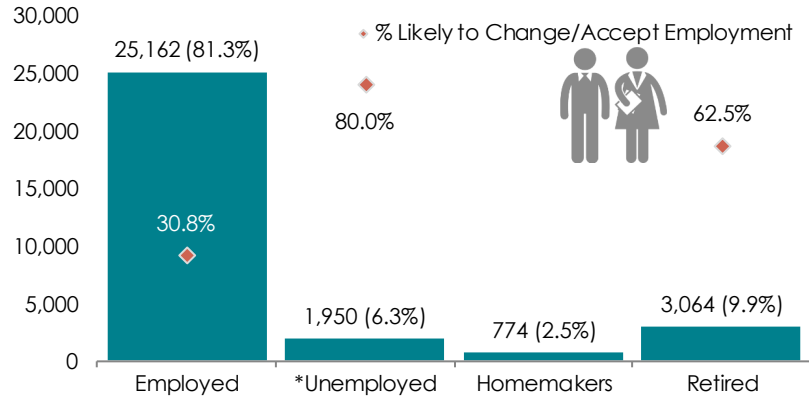
AN ESTIMATED TOTAL OF **30,950** PEOPLE IN THE LABORSHED AREA

UNDEREMPLOYMENT (ESTIMATED):

- Low hours - 1.3% (12)
- Low income - 0.0%
- Mismatch of skills - 2.5% (22)
- Total - 3.8% (34)

(Individuals counted only once when estimating Total Underemployment.)

ESTIMATED TOTAL BY EMPLOYMENT STATUS (PERCENTAGE):



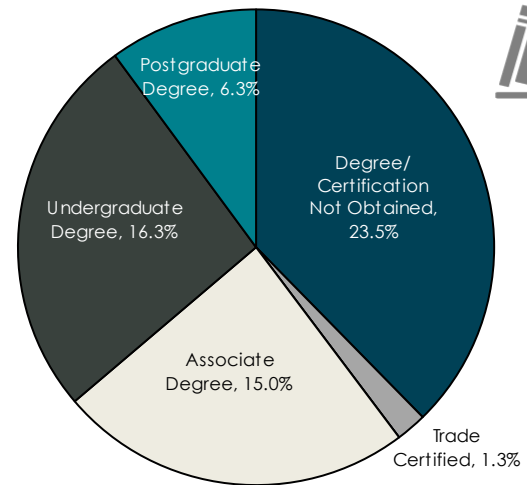
**Employment status is self-identified by the survey respondent. The unemployment percentage does not reflect the unemployment rate published by the U.S. Bureau of Labor Statistics, which applies a stricter definition.*

EMPLOYMENT STATS:

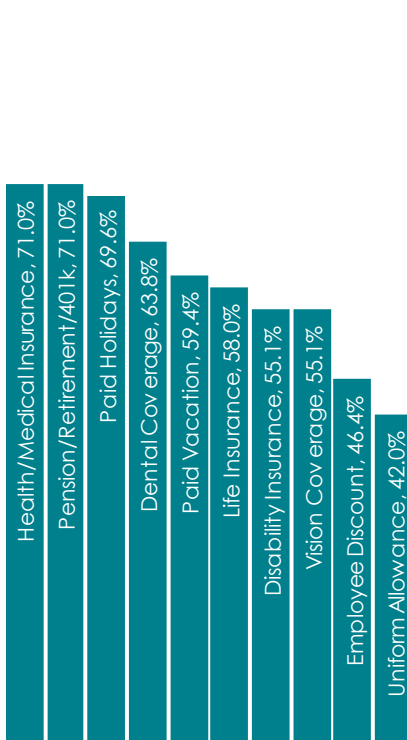
- 59.5% paid an hourly wage
- 88.8% are/were employed full-time
- 11.3% are/were employed part-time
- 16.3% are/were self-employed
- 18.5% hold two or more jobs
- Currently working an average of 47 hours/week

EDUCATIONAL LEVEL:

(62.4% HAVE AN EDUCATION BEYOND HIGH SCHOOL)



CURRENT BENEFITS:



DESIRED BENEFITS:



TOP JOB SEARCH RESOURCES:

(For those seeking employment opportunities, by use.)

- Internet - 75.7%
 - www.indeed.com
 - www.monster.com
 - www.facebook.com
- Networking through friends, family or acquaintances - 20.0%
- Newspapers - 20.0%
 - *The Messenger* - Fort Dodge
- IowaWORKS Centers - 18.6%



WORKPLACE FLEXIBILITY:

(by percent of interest)

- Job teams - 71.4%
- Cross-training - 57.1%
- Varied shifts - 34.5%
- Job sharing - 28.6%
- Seasonal work - 48.3%
- Temporary work - 46.2%



LABOR CHARACTERISTICS

AGRICULTURE

OCCUPATION	OCCUPATIONAL CODE	MEAN WAGE	ENTRY WAGE	EXPERIENCED WAGE	MEDIAN WAGE	MEAN ANNUAL SALARY
Agricultural Equipment Operators	45-2091	\$16.17	\$13.32	\$17.59	\$15.09	\$33,628
Agricultural Inspectors	45-2011	\$23.63	\$18.55	\$26.17	\$23.82	\$49,147
Agricultural Workers, All Other	45-2099	\$13.38	\$12.68	\$13.73	\$13.33	\$27,824
Animal Breeders	45-2021	\$13.89	\$12.13	\$14.78	\$13.42	\$28,897
Automotive Service Technicians and Mechanics	49-3023	\$18.58	\$13.42	\$21.17	\$18.74	\$38,654
Bookkeeping, Accounting, and Auditing Clerks	43-3031	\$17.56	\$12.23	\$20.23	\$16.61	\$36,533
Bus and Truck Mechanics and Diesel Engine Specialists	49-3031	\$18.85	\$12.46	\$22.04	\$18.18	\$39,205
Business Operations Specialists, All Other	13-1199	\$28.45	\$19.23	\$33.06	\$28.27	\$59,182
Farm Equipment Mechanics and Service Technicians	49-3041	\$22.16	\$17.28	\$24.60	\$21.82	\$46,087
Farmworkers and Laborers, Crop, Nursery, and Greenhouse	45-2092	\$15.22	\$11.15	\$17.25	\$13.63	\$31,657
Farmworkers, Farm, Ranch, and Aquacultural Animals	45-2093	\$16.14	\$11.50	\$18.46	\$15.10	\$33,571
First-Line Supervisors of Office and Administrative Support Worker	43-1011	\$24.26	\$15.87	\$28.45	\$23.24	\$50,457
Forest and Conservation Workers	45-4011	\$17.63	\$12.12	\$20.38	\$14.83	\$36,673
Heavy and Tractor-Trailer Truck Drivers	53-3032	\$19.06	\$13.48	\$21.86	\$18.11	\$39,652
Industrial Machinery Mechanics	49-9041	\$22.51	\$16.54	\$25.50	\$22.10	\$46,825
Industrial Truck and Tractor Operators	53-7051	\$16.69	\$13.23	\$18.43	\$16.31	\$34,724
Laborers and Freight, Stock, and Material Movers, Hand	53-7062	\$15.07	\$10.53	\$17.34	\$14.45	\$31,347
Light Truck or Delivery Services Drivers	53-3033	\$14.83	\$9.08	\$17.70	\$13.12	\$30,843
Maintenance and Repair Workers, General	49-9071	\$19.25	\$12.92	\$22.42	\$18.95	\$40,040
Maintenance Workers, Machinery	49-9043	\$20.58	\$15.73	\$23.00	\$19.41	\$42,801
Managers, All Other	11-9199	\$39.93	\$19.59	\$50.10	\$37.04	\$83,046
Market Research Analysts and Marketing Specialists	13-1161	\$25.37	\$15.17	\$30.47	\$23.30	\$52,765
Production, Planning, and Expediting Clerks	43-5061	\$21.36	\$14.65	\$24.72	\$20.85	\$44,436
Sales Representatives, Wholesale and Manufacturing, Except Technical and Securities, Commodities, and Financial Services Sales Agents	41-4012	\$30.09	\$14.93	\$37.67	\$26.71	\$62,590
Shipping, Receiving, and Traffic Clerks	43-5071	\$16.44	\$12.08	\$18.62	\$16.41	\$34,196
Transportation, Storage, and Distribution Managers	11-3071	\$41.45	\$30.91	\$46.72	\$37.19	\$86,210

The 2018 Iowa Wage data for the Fort Dodge, IA Laborshed area was produced by the Labor Force & Occupational Analysis Bureau to provide communities local information on wages by occupation. The source of the wage and employment data is based on the May 2017 OES estimates. Additional occupational wage and employment data can be found at www.iowalmi.gov/laborshed.